



KEY FEATURES

- Designed for marine, harsh, and hazardous location use
- High-output linear LED replacement for legacy vapor-tight lights
- Field serviceable light engines, power supply, and housing elements
- Copper-free, extruded aluminum housing with polycarbonate lens
- Approved for through-wiring of multiple units on a single circuit
- Angle adjustable mounting bracket allows for 360° rotation
- Built-in junction area for simplified termination

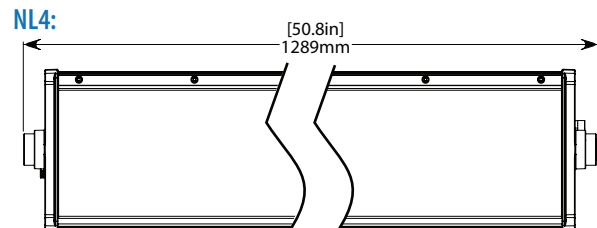
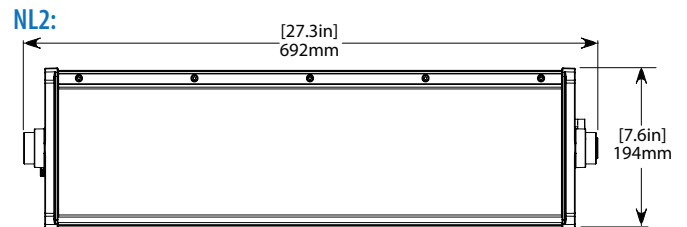
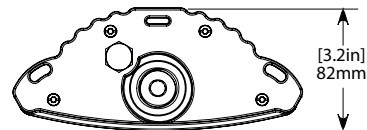


TECHNICAL SPECIFICATIONS

HOUSING	Copper Free Aluminum and Polycarbonate Lens
MOUNTING	See Page 3 for MOUNTING OPTIONS
INPUT VOLTAGE	AC: 120-277 VAC HV: 347-480 VAC
RATED POWER	See Page 2 for DETAILS
RATED CURRENT	See Page 2 for DETAILS
CONNECTIONS	2x 3/4" NPT Entries
TEMPERATURE RANGE	SEE PAGE 2 FOR DETAILS (Case ~30°C above ambient)
CERTIFICATIONS	Certified to UL 844, UL 1598, UL1598A and UL 8750; CSA 22.2 No. 137, CSA 22.2 No. 250.0 & CSA 22.2 No. 250.13; Class I, Division 2, Groups ABCD; Class II, Division 2, Groups FG; Class III; Class I, Zone 2, Groups IIC; Zone 22, Groups IIIB (See Page 2 for T-CODES)
INGRESS PROTECTION	IP66 Suitable for wet locations. Marine Outside type (Salt water).
COLOUR TEMP RANGE	50: 5000K Special Order: 2700-6500K
CRI VALUE (MIN)	70
TOTAL LUMENS	See Page 2 for DETAILS
LUMEN MAINTENANCE	LM-80 > 60,600 hrs
WEIGHT	NL2: 5.3 kg (12 lb) NL4: 8.6 kg (19 lb)

* The ambient temperature during lifetime, lumen and chromaticity determination is 25°C ± 1°C.

DIMENSIONS



WARRANTY

Five (5) year limited warranty to the original purchaser. The warranty covers defects in materials and workmanship under normal use and service.

For additional information see:
<https://nemalux.com/legal>

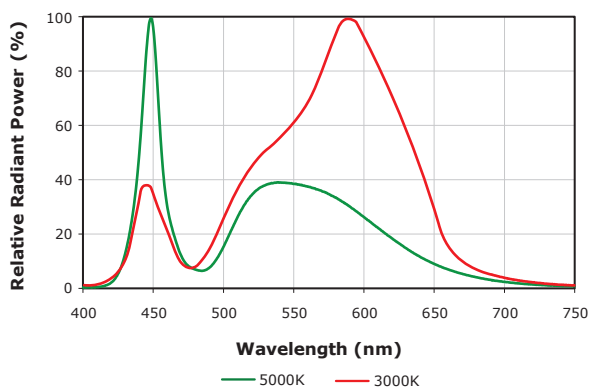
ELECTRICAL RATINGS

MODEL	INPUT VOLTAGE	RATED WATTAGE [Watts]	RATED VOLTAGE [Volts]	FREQUENCY [Hz]	AMBIENT TEMP. RANGE [°C]	TOTAL LUMENS	T-CODES (Class I Division 2)	T-CODES (Class II Division 2)
NL2S	AC	36	120-277	50/60	-40 to 55	3,970	T4A	T4
	HV	36	347-480	50/60	-40 to 54	3,970	T4A	T4
NL2H	AC	52	120-277	50/60	-40 to 55	5,143	T4A	T4
	HV	52	347-480	50/60	-40 to 54	5,143	T4A	T4
NL2X	AC	70	120-277	50/60	-40 to 52	7,965	T5	T4
	HV	82	347-480	50/60	-40 to 46	7,965	T5	T4A
NL4S	AC	85	120-277	50/60	-40 to 55	8,697	T4A	T4A
	HV	90	347-480	50/60	-40 to 54	8,697	T4A	T4A
NL4H	AC	105	120-277	50/60	-40 to 54	10,470	T4A	T4A
	HV	109	347-480	50/60	-40 to 52	10,470	T4A	T4A

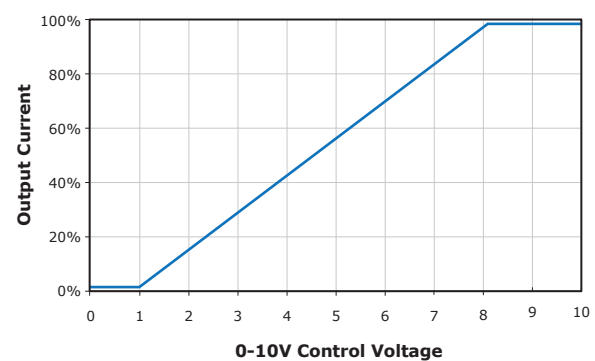
FIXTURE COMPARISON

Size: Length: Rating: Lamp Quantity: Est. Power: Est. Lumens LED Cross: Lumens	T12				T8				T5					
	4 foot		8 foot		4 foot		8 foot		4 foot		8 foot			
	Standard	High Output	Standard	High Output	Standard	High Output	Standard	High Output	Standard	High Output	Standard	High Output		
	2-Lamp	4-Lamp	2-Lamp	2-Lamp	2-Lamp	4-Lamp	6-Lamp	2-Lamp	2-Lamp	2-Lamp	2-Lamp	4-Lamp	6-Lamp	2-Lamp
	74	133	158	237	62	112	184	86	112	153	59	118	117	120
	3,200	6,400	6,000	8,100	3,200	6,400	8,600	4,300	8,800	9,100	3,200	6,400	9,600	6,600
NL2-S	3,970	X			X			X			X			
NL2-H	5,143		X											
NL2-X	7,965		X	X		X						X		X
NL4-S	8,697		X	X		X	X		X			X		X
NL4-H	10,470									X			X	

PHOTOMETRICS



DIMMING



- Driver will source a maximum of 200uA for control needs
- Controller must sink current from the 0-10V control leads

MOUNTING OPTIONS (Ordered Separately)

SURFACE MOUNT (Optional)




SUSPENDED MOUNT



Two 6.5mm x 10 mm slots on each end for suspension hardware (not provided).

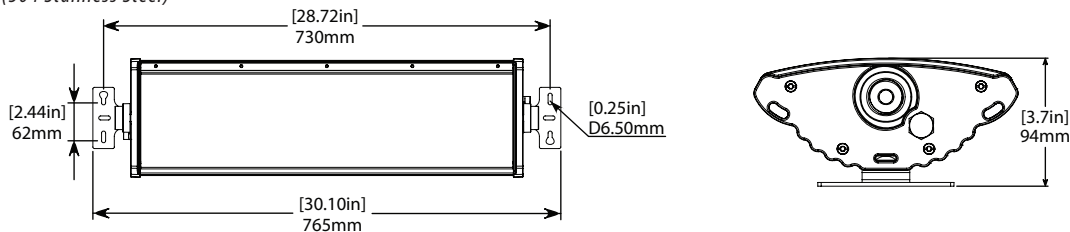
ANGLE ADJUSTABLE MOUNT (Optional)



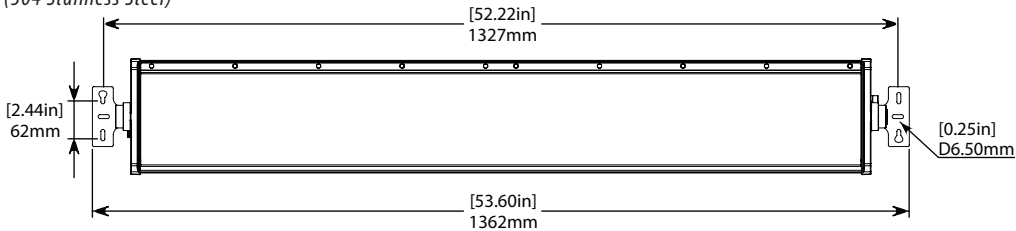
Easy field 360° angle adjustment with 3mm Hex Key.

MOUNTING DIMENSIONS

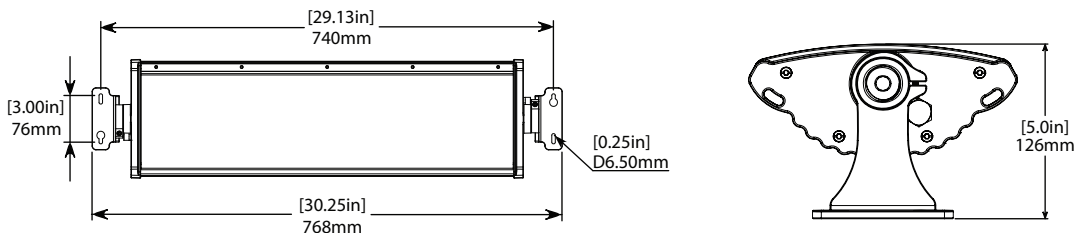
NL2 - SURFACE MOUNT : 5.3 kg | 12.0 lbs (Optional Accessory)
(304 Stainless Steel)



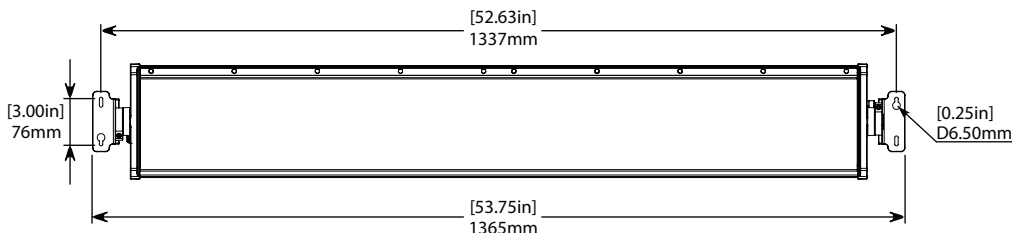
NL4 - SURFACE MOUNT : 8.6 kg | 19.0 lbs (Included Standard)
(304 Stainless Steel)



NL2 - ANGLE ADJUSTABLE MOUNT (NL-AM) : 5.3 kg | 12.0 lbs (Optional Accessory)



NL4 - ANGLE ADJUSTABLE MOUNT (NL-AM) : 8.6 kg | 19.0 lbs (Optional Accessory)



ORDERING INFORMATION

PROJECT NAME		TYPE
PROJECT LOCATION		
COMMENT		DATE
PREPARED BY		

MODEL SELECTOR

Sample Number: NL2-X-50-WC-GY-HZ-AC

MODEL	OUTPUT	COLOUR	OPTIC	FINISH	LOCATION	POWER
-	-	-	WC -	GY -	HZ -	
NL2 NL4	S - Standard H - High Output X - Extra High Output ²	50 - Cool White (5000K) Custom: 27 - 2700K ¹ 30 - 3000K ¹ 35 - 3500K ¹ 40 - 4000K ¹ 57 - 5700K ¹ 65 - 6500K ¹	WC - Wide Clear WF - Wide Frosted	GY - Grey Custom finishes available. Please contact for details. ¹	HZ - Hazardous Locations	AC - 120-277VAC HV - 347-480VAC

ACCESSORIES (Ordered Separately)

Sample Number: NL-AM-GY

ACCESSORY	FINISH
-	
NL-SM - Surface Mount NL-AM - Angle Adj. Mount	GY - Grey Custom finishes available. Please contact for details. ^{1,4}

NOTES:

1. Minimum order quantities, additional costs and lead times may apply. Custom finishes only available in NL-AM.
2. Extra High Output is only available for NL2.